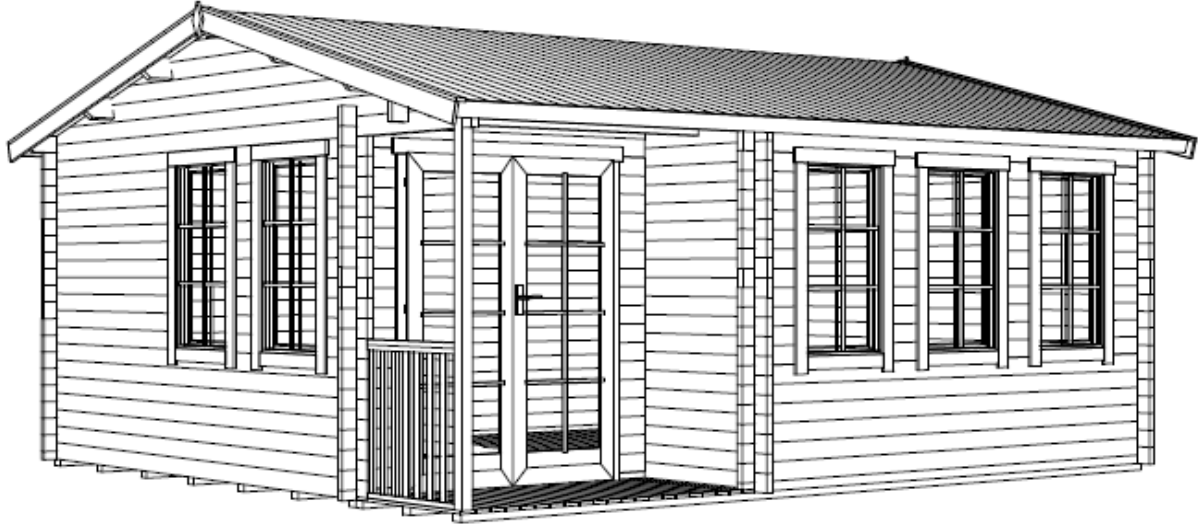
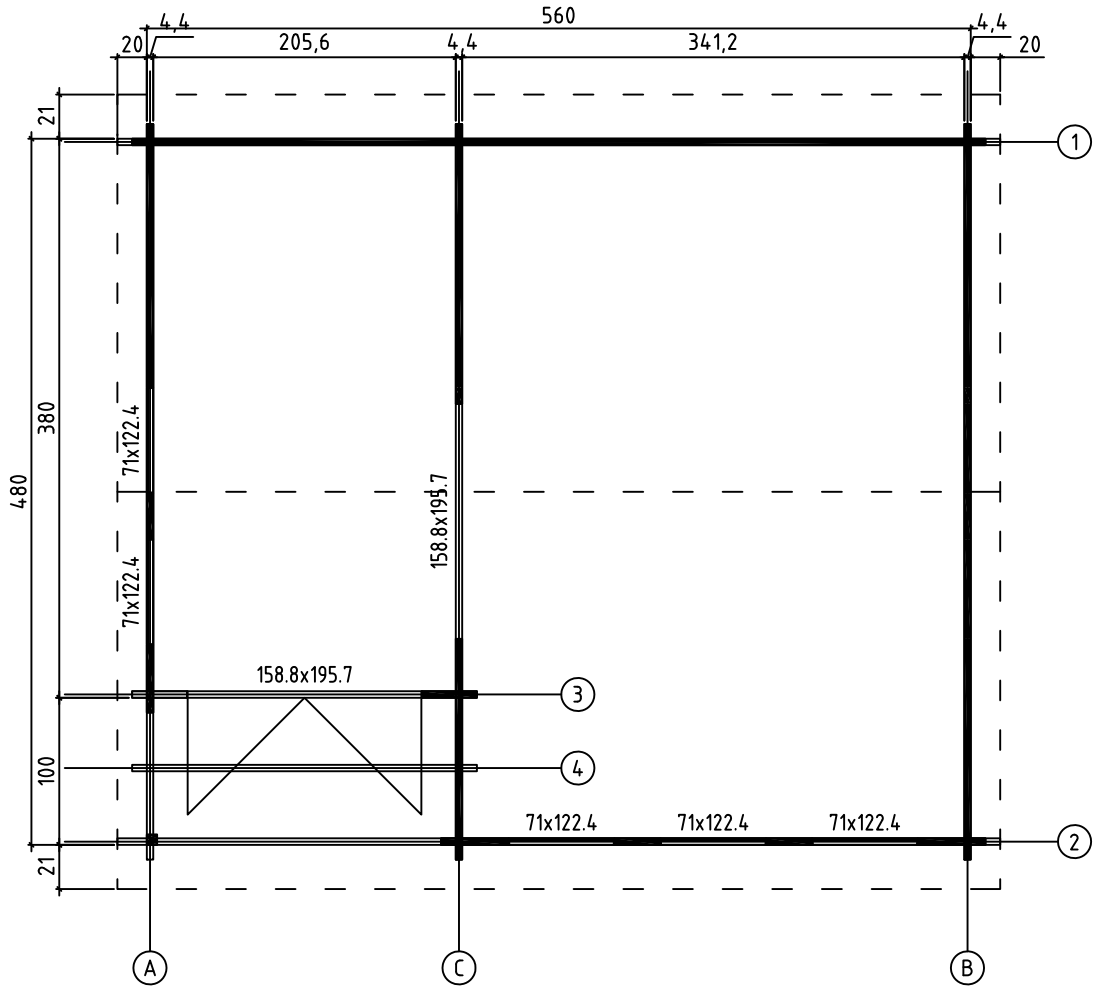


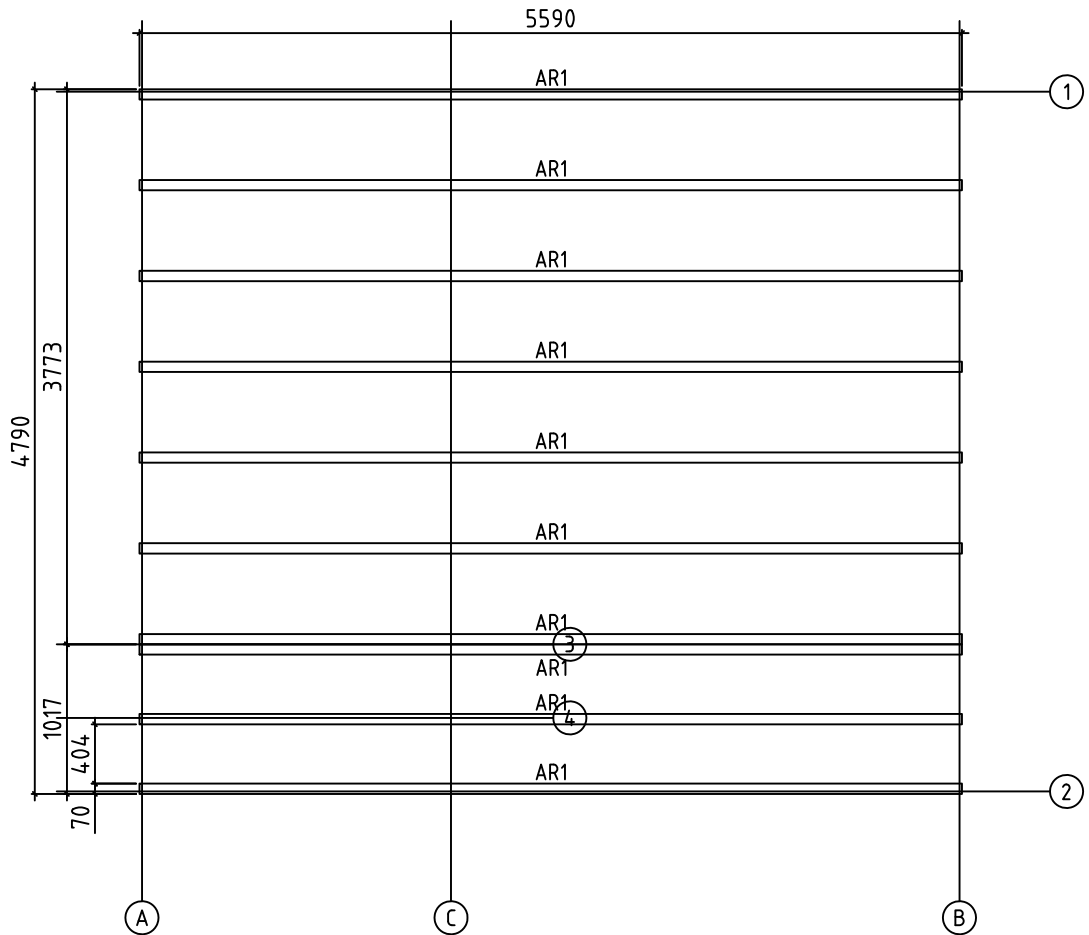
SRI LANKA
ART.NR. 443802
1/9



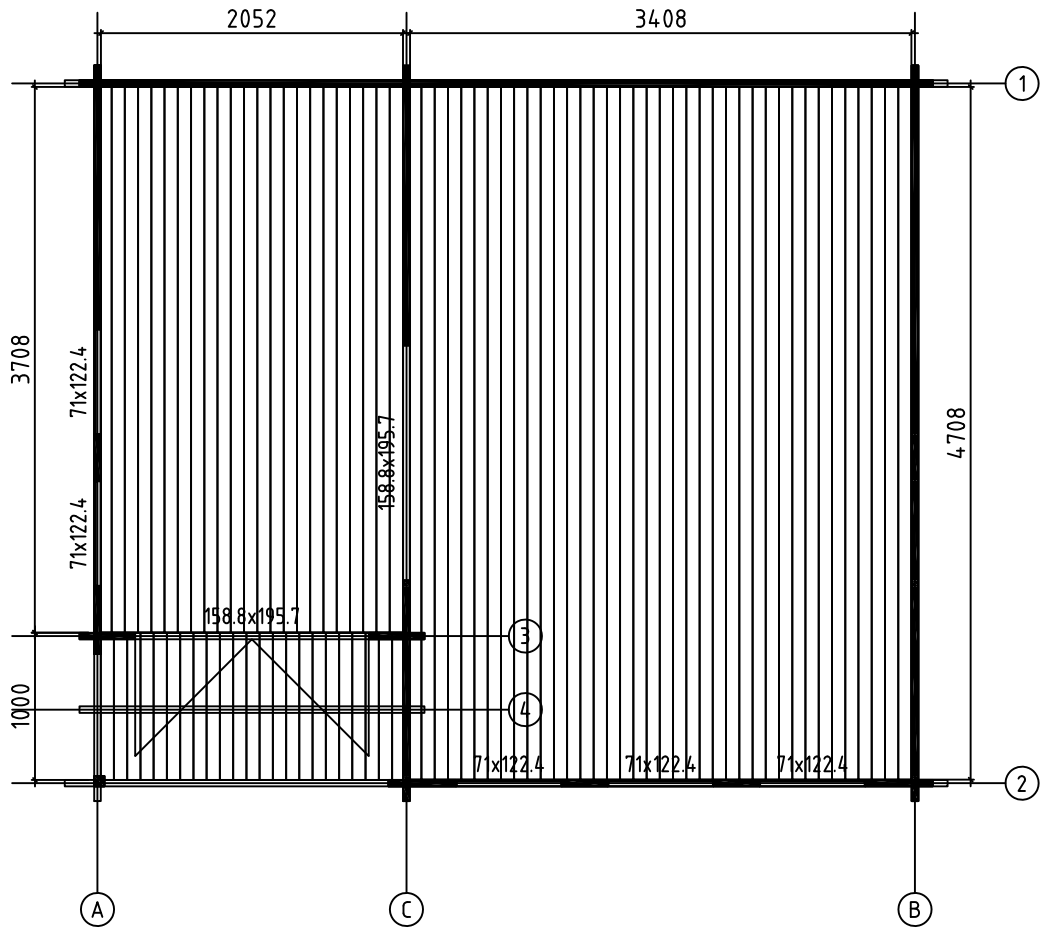
GROUNDPLAN - GRUNDPLAN - PLAN DE MASSE



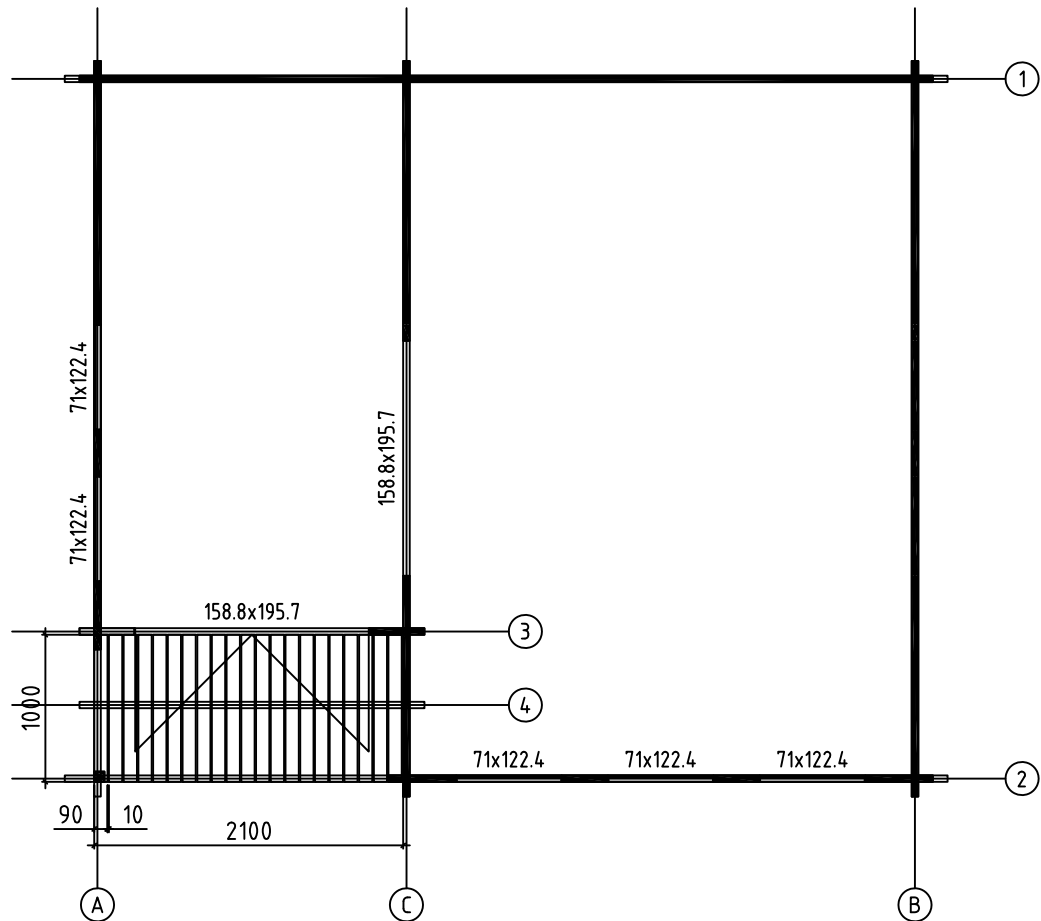
FOUNDATION - FUNDAMENT - FONDATION

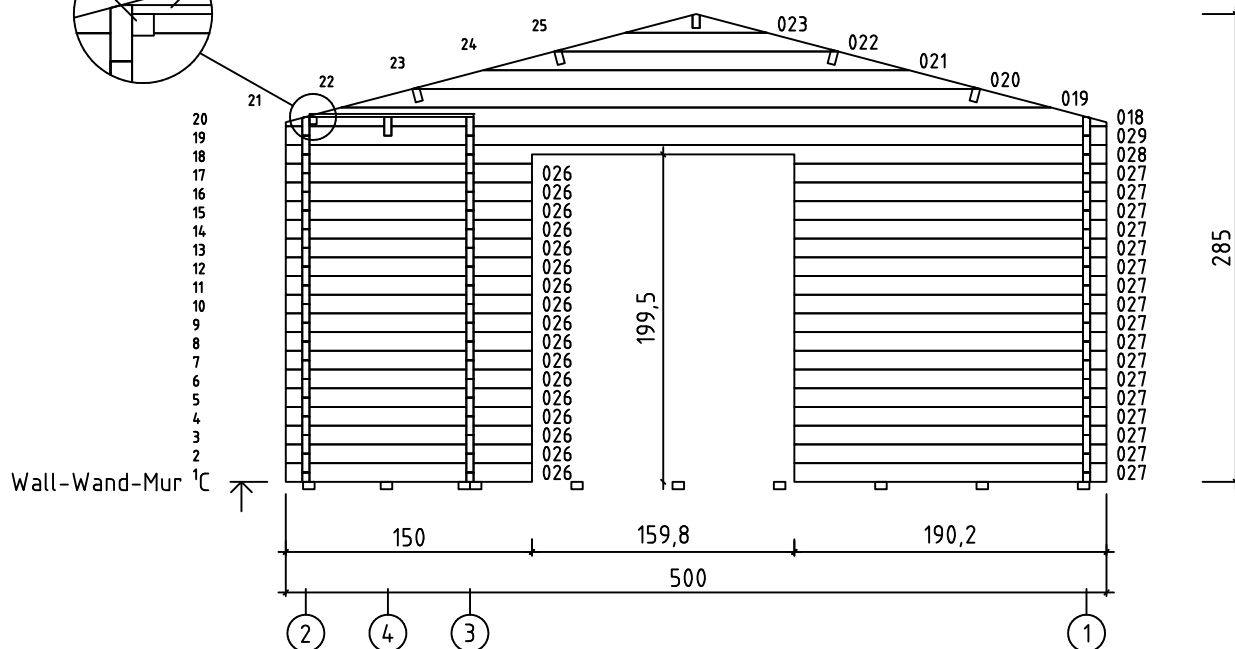
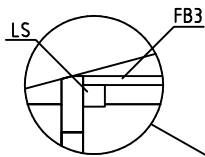
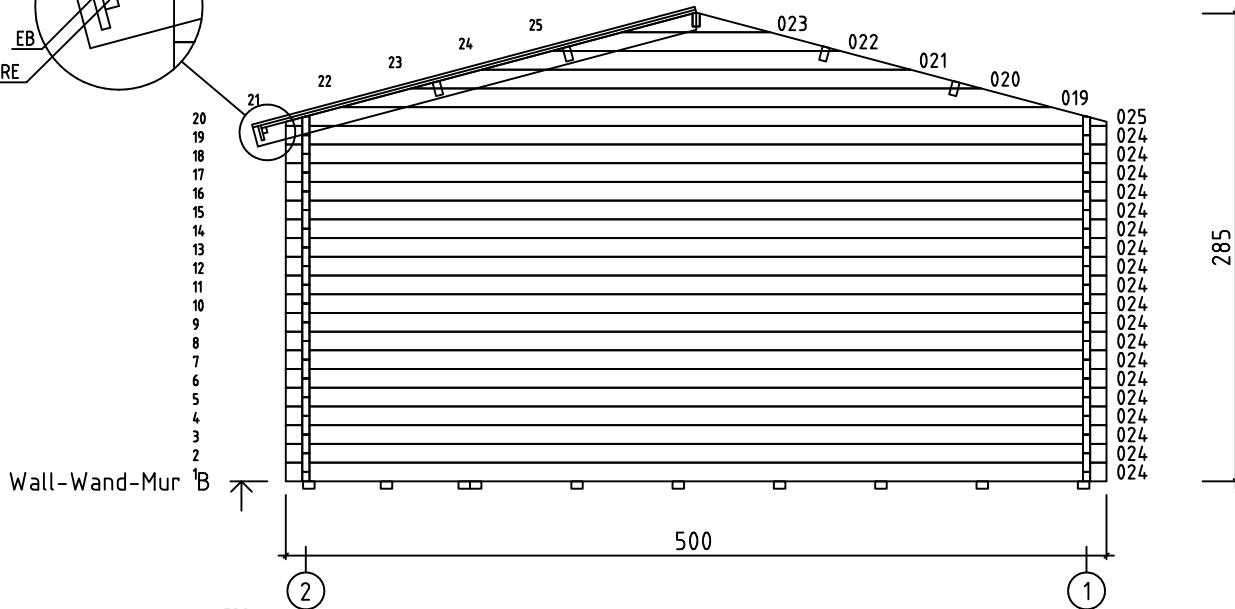
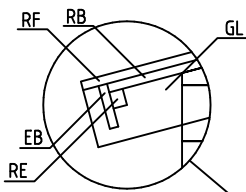
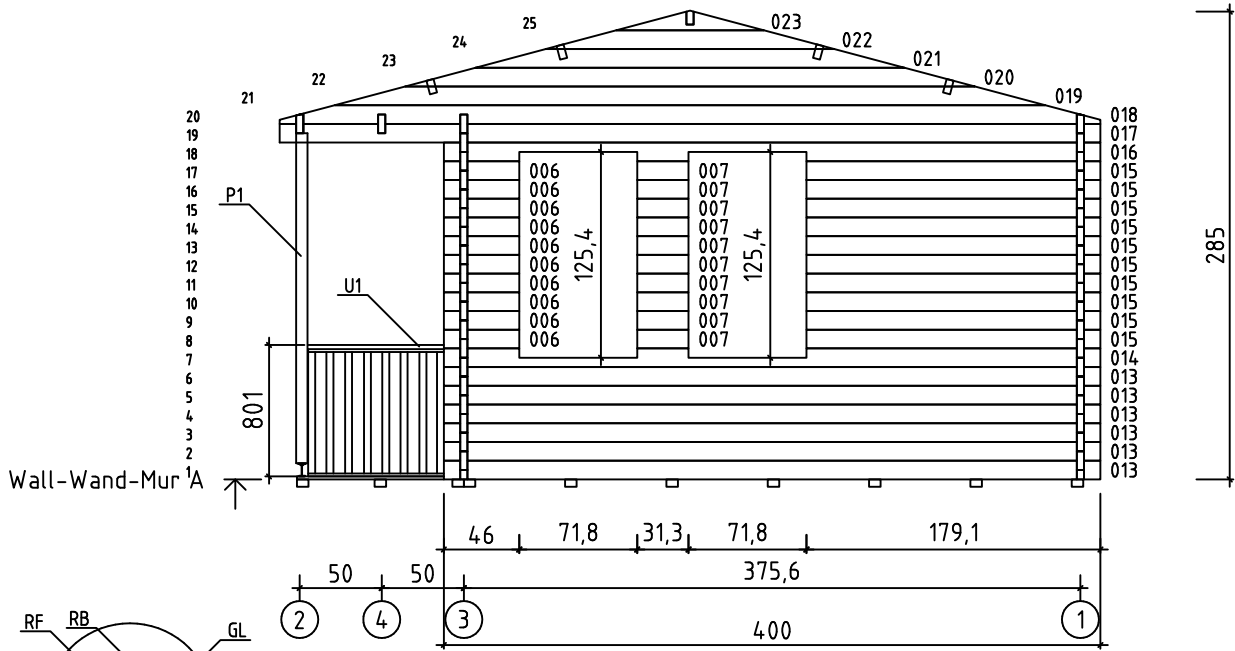


FLOOR BOARDS - FUSSBODENBRETTNER - PLAN POSE PLANCHER














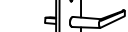
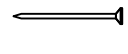






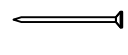
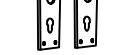
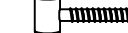
TERRACE BOARDS - TERRASSENBRETTNER - PLANCHER DE TERRASSE

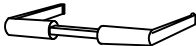
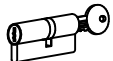

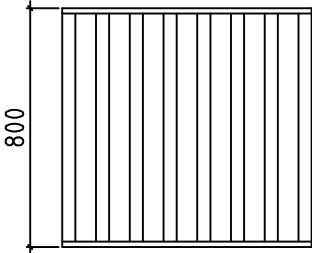
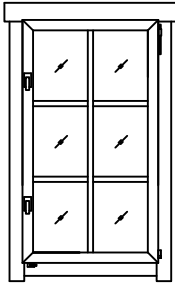
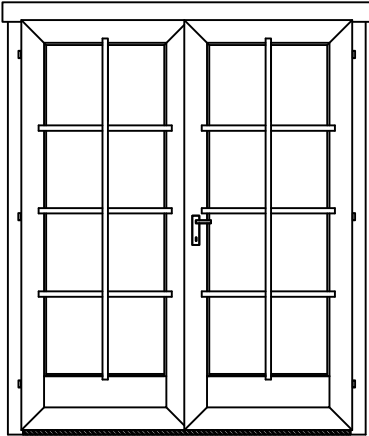





Pos	03.12.2010	ART.NR. 443802	6/9	Q.	P (mm)	L (mm)
001				1	44x57	5800
002				18	44x114	5800
003				1	44x120	6000
004				1	44x57	3700
005				7	44x114	3700
006				32	44x114	460
007				32	44x114	313
008				1	44x120	6000
009				2	44x57	373
010				34	44x114	373
011				1	44x114	2344
012				2	44x114	2344
013				6	44x114	4000
014				1	44x114	4000
015				10	44x114	1791
016				1	44x114	4000
017				1	44x114	5000
024				19	44x114	5000
026				17	44x114	1500
027				17	44x114	1902
028				1	44x114	5000
029				1	44x114	5000
WA-1				1		

Pos	03.12.2010	ART.NR. 443802	7/9	Q.	P (mm)	L (mm)
WB-1				1		
WC-1				1		
AR1	FOUNDATION - FUNDAMENT - FONDATION			10	70x45	5590
PR1				1	44x140	6000
PR1				4	44x140	6000
	FLOOR BOARDS - FUSSBODENBRETTER - LAME DE PLANCHER		38	90x18	4708	
	FLOOR BOARDS - FUSSBODENBRETTER - LAME DE PLANCHER		23	90x18	3708	
FB3	FLOOR BOARDS - FUSSBODENBRETTER - LAME DE PLANCHER		23	90x18	1000	
RB	ROOF BOARDS - DACHBRETTER - VOLIGES		134	90x18	2690	
	TERRACE BOARDS - TERRASSENBRETTER - PLANCHER DE TERRASSE		21	90x19	1000	
	FLOOR FILLET-FUSSBODENLEISTE - CORNIERE DE FINITION DU PLANCHER			18x18	27.75	
RF	ROOFING FELT FILLET - DACHPAPPENLEISTE - BAGUETTE DE FIXATION DU FEUTRE BITUMEUX		4	18x58	2750	
P1	POST - PFOSTEN - POTEAU		1	70x70	2070	
EB	EAVES BOARD - TRAUFBRETT - BANDEAU DE TOIT		2	18x90	6000	
RE	ROOF EDGE REINFORCEMENT - DACHRANDVERSTÄRKUNG - CORNIERE DE RENFORT DE BORD DE TOIT		2	28x34	3800	
RE	ROOF EDGE REINFORCEMENT - DACHRANDVERSTÄRKUNG - CORNIERE DE RENFORT DE BORD DE TOIT		2	28x34	2200	
	STORM PROTECTION - STURMLEISTE - LATTE ANTI-TEMPETE		4	22x45	2200	
U1	U-PROFILE - TERRASSENEINFASSUNG - PROFILE U		1	35x70	830	
LS	LOFT SUPPORT - DACHBEFESTIGUNG - CORNIÈRE DE RENFORT DE FIXATION DE TOITURE		1	44x44	2055	
GL	GABLE MOULDING - GIEBELLEISTE PLANCHE DE RIVE		4	18x120	2750	
	SCREW FOR GABLE SEGMENT - SCHRAUBEN FÜR DECKBLATT - VIS POUR FIXATION LOSANGE DE FINITION		4	3.5x35		
	SCREW FOR GABLE MOULDING - SCHRAUBEN FÜR GIEBELLEISTE - VIS DE FIXATION POUR PLANCHE DE RIVE		32	3.5x50		
	SCREW FOR FILLET - SCHRAUBE ZUR BEFESTIGUNG TÜRLEISTE - VIS D'ASSEMBLAGE DU CADRE DE PORTE		5	3x30		
	SCREW FOR U-PROFILE - SCHRAUBE ZUR BEFESTIGUNG U-PROFILS- VIS A TETE FRAISÉE POUR PROFIL U		4	4.5x80		

Pos	03.12.2010	ART.NR. 443802	8/9	Q.	P (mm)	L (mm)
	SCREWS FOR FIXING THE TERRACE PANELS - SCHRAUBEN FÜR TERRASSENELEMENT - VIS DE FIXATION DES ÉLÉMENTS DE TERRASSE			6	4.5x80	
	SCREW FOR LOFT SUPPORT - SCHRAUBEN FÜR DACHBEFESTIGUNG - VIS D'ASSEMBLAGE DE LA CORNIÈRE DE RENFORT DE FIXATION DE TOITURE			6	4.5x80	
	SCREW FOR EAVES BOARDS - SCHRAUBEN FÜR TRAUFBRETTEN - VIS DE FIXATION POUR BANDEAU DE TOIT			28	4x40	
	SCREW FOR ROOF EDGE REINFORCEMENT - SCHRAUBEN FÜR DACHRANDVERSTÄRKUNG - VIS POUR RENFORT DE BORD DE TOIT			28	4x40	
	SCREW FOR POST - SCHRAUBEN FÜR PFOSTEN - VIS DE FIXATION DES POTEAUX			2	4x60	
	SCREW FOR ROOF BEAMS - SCHRAUBEN FÜR DACHBALKEN - VIS POUR PANNE DE TOIT			21	5x120	
	SCREW FOR GABLE - SCHRAUBEN FÜR GIEBEL - VIS POUR FIXATION DES PIGNONS			36	5x120	
	SCREW FOR 1. WALL BEAM - SCHRAUBE FÜR 1. BOHLENREIHE - VIS DE FIXATION DES FONDATIONS			11	5x90	
	SCREW FOR FUNDAMENT - SCHRAUBEN ZUR BEFESTIGUNG FUNDAMENT - VIS POUR FONDATION			4	5x120	
	SCREW FOR DOOR JAMB - SCHRAUBE FÜR TÜRRAHMEN - VIS DE FIXATION POUR MONTANT DE PORTE			8	5x90	
	SCREW FOR POST HEIGHT ADJUSTMENT - SCHRAUBEN FÜR REGULIERUNGSSCHRAUBE FÜR PFOSTEN - VIS DE FIXATION DE SUPPORT RÉGLABLE DE POTEAU			8	6x50	
	ZN NAIL FOR TERRACE - ZN NÄGEL FÜR TERRASSENRETTEN - POINTE POUR PLANCHER DE TERRASSE			126	5x50	
	WINDOW HANDLE FITTINGS-FENSTERGRIF - POIGNÉE D'OUVERTURE DE FENETRE			10		
	ZN NAIL FOR FLOOR FILLET - ZN NÄGEL FÜR FUSSBODENLEISTE - POINTE POUR CORNIERE DE FINITION DU PLANCHER			58	1.4x40	
	HAMMER BLOCK - SCHLAGHOLZ - CALLE DE FRAPPE			1		
	ZN NAIL FOR ROOFING FELT FILLET - ZN NÄGEL FÜR DACHPAPPEN- LEISTE - POINTE POUR BAGUETTE FIXATION FEUTRE BITUMEUX			28	2x40	
	BOLT FOR WINDOW HANDLE FITTINGS - BOLZEN FÜR FENSTERGRIF BESCHLAG - BOULON POUR POIGNÉE D'OUVERTURE DE FENETRE			20		
	GABLE SEGMENT-DECKBLATT - LOSANGE DE FINITION			2		
	NUT FOR STORM PROTECTION - SCHRAUBENMUTTER FÜR STURMLEISTE - ÉCROU POUR LAME ANTI-TEMPETE			8		
	BOLT FOR STORM PROTECTION - BOLZEN FÜR STURMLEISTE - VIS POUR LAME ANTI-TEMPETE			8		
	WASHER FOR STORM PROTECTION - DICHTSCHEIBE FÜR STURMLEISTE - RONDELLE POUR LAME ANTI-TEMPETE			8		
	ZN NAIL FOR ROOF - ZN NÄGEL FÜR DACHBRETTEN - POINTE POUR TOIT			562	2x50	
	ZN NAIL FOR FLOOR - ZN NÄGEL FÜR FUSSBODENBRETTEN - CLOUS POUR PLANCHER			591	2x50	
	SET OF DOOR LOCK COVERS - SCHLOSSBLENDEN - SET DE GARNITURES DE SERRURE DE PORTE			1		
	MALE BOLT HINGE FOR DOOR - TÜRRIEGEL - PARTIE MALE DE CHARNIERE DE PORTE			6		

Pos	03.12.2010	ART.NR. 443802	9/9	Q.	P (mm)	L (mm)
	DOOR HANDLE FITTINGS-TÜRGRIF - SET DE GARNITURES DE SERRURE DE PORTE			1		
	CYLINDER -ZYLINDERSCHLOSS - CYLINDRE DE SERRURE			1		
	POST HEIGHT ADJUSTMENT - REGULIERUNGSSCHRAUBE FÜR PFOSTEN - SUPPORT RÉGLABLE DE POTEAU			1		
	TERRACE RAILING - TERRASSE - GARDE-CORPS DE TERRASSE			1	800x44	830
	WINDOW-FENSTER-FENETRE 710x1224		AK.1.106.PSP	5		
	DOOR-TÜR-PORTE 1588x1957		TUK.1.108.PVP.MM	1		
	DOOR FRAME-TÜRRAHMEN-POUR MONTANT DE PORTE 1588x1957			1		