

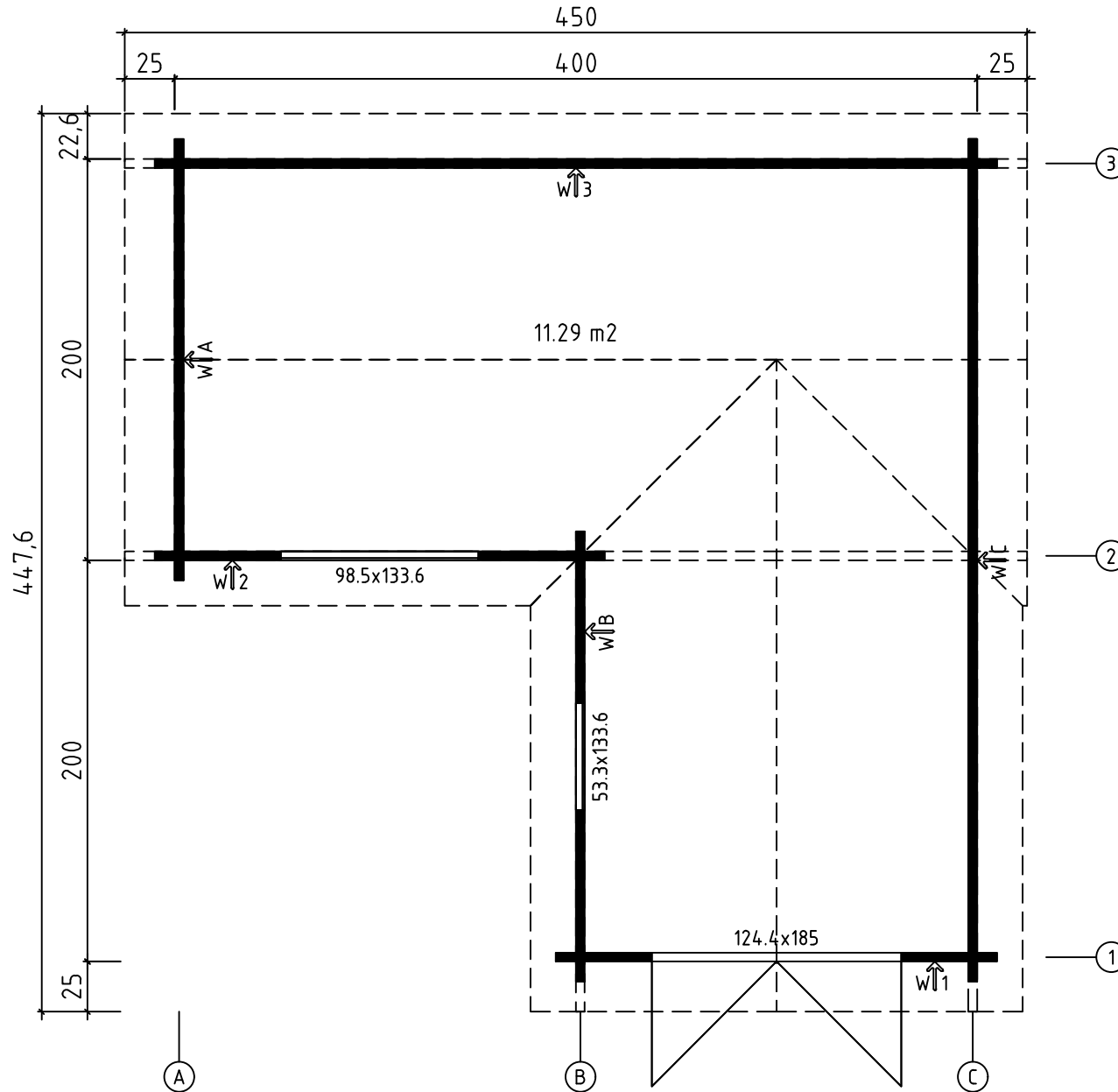
Portsmouth 44
Art. Nr.4420102
1/8



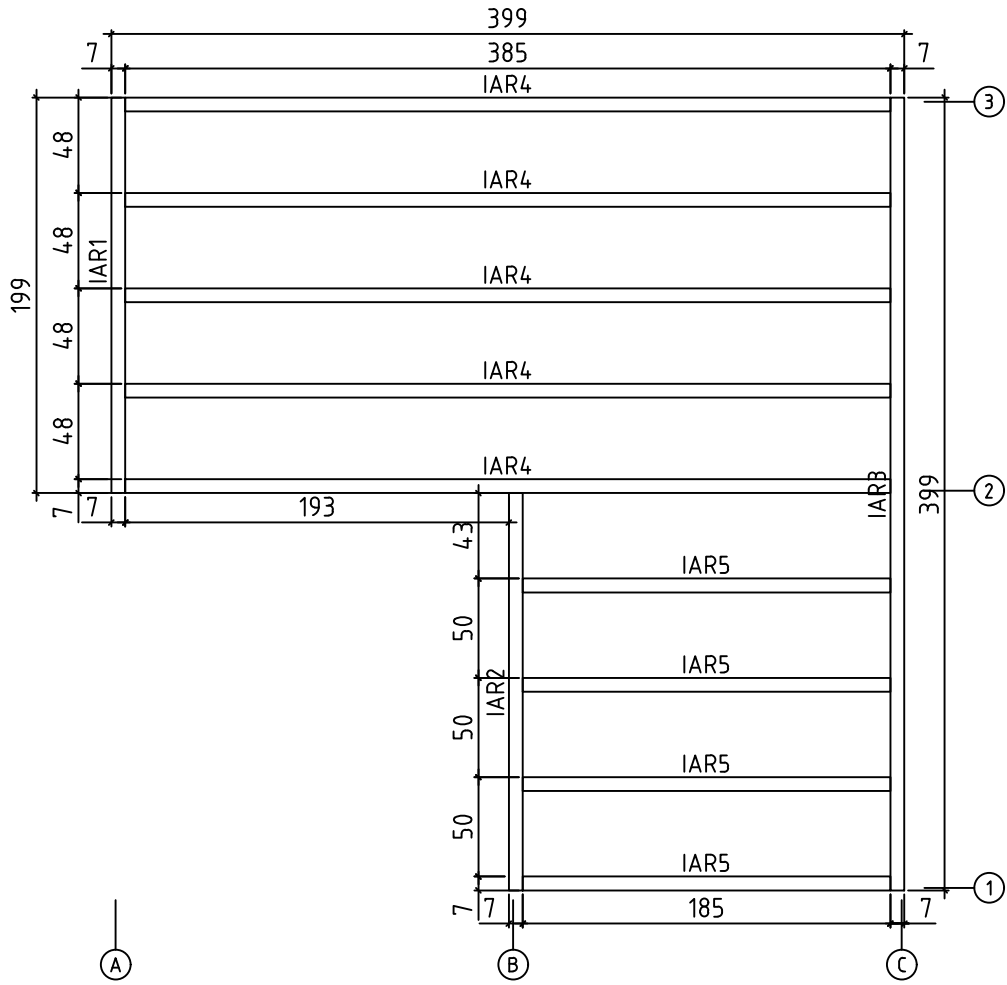
4.07.2016

Art.Nr. 4420102

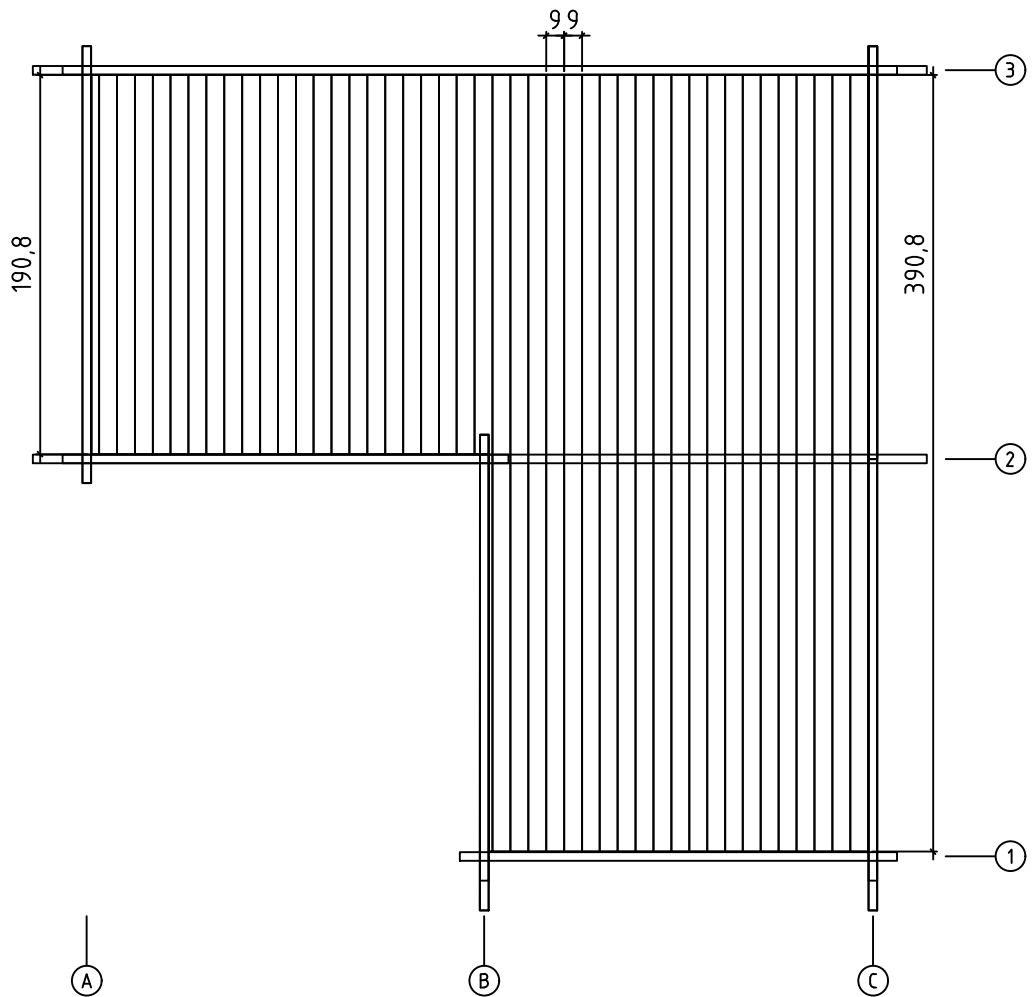
GROUNDPLAN - GRUNDPLAN - PLAN DE MASSE



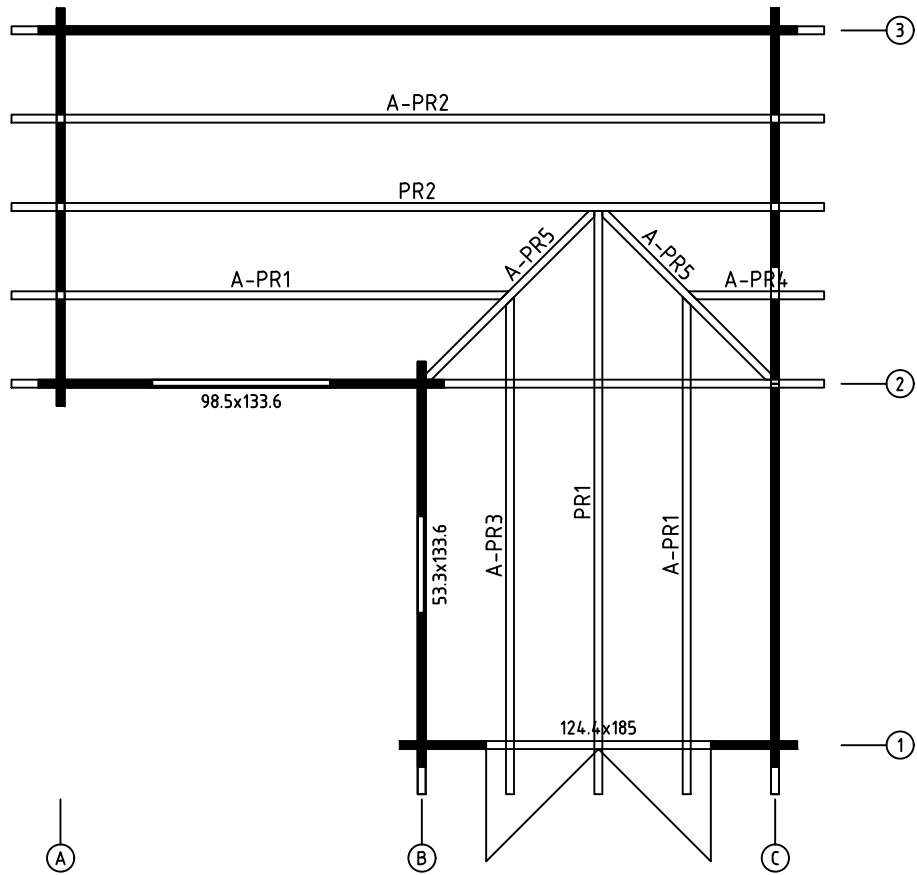
FOUNDATION - FUNDAMENT - FONDATION



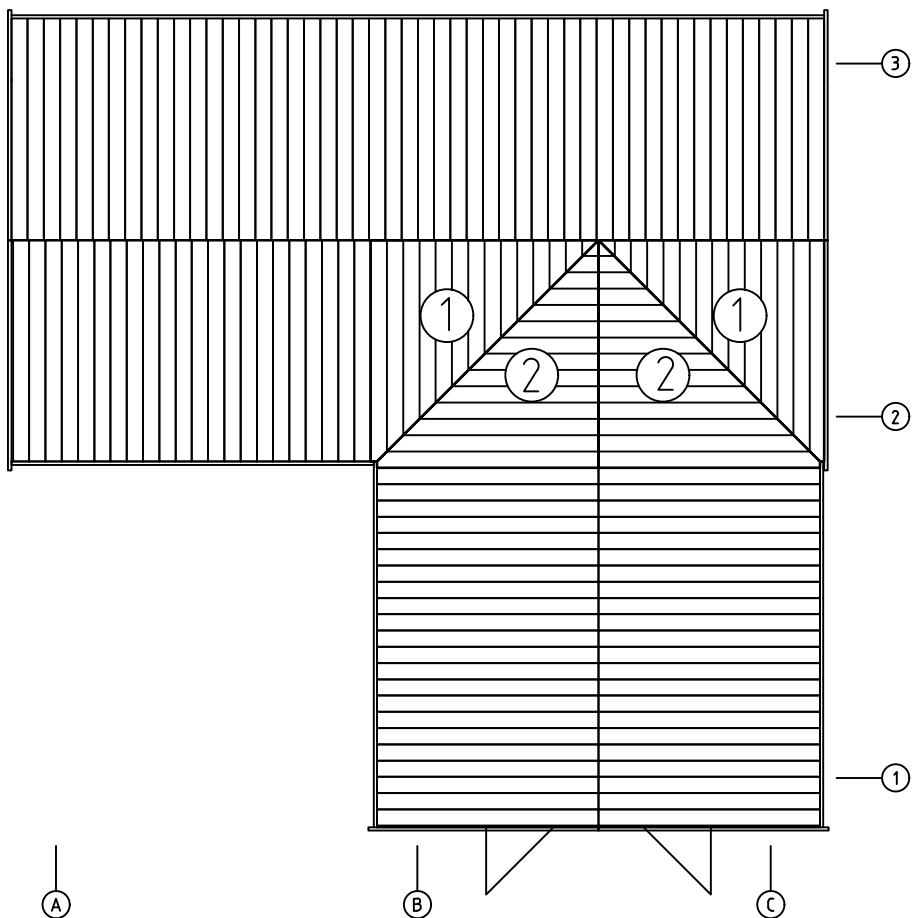
FLOOR BOARDS - FUSSBODENBRETTER - PLAN POSE PLANCHER



ROOF BEAM - DACHPFETTEN - PANNE DE TOIT



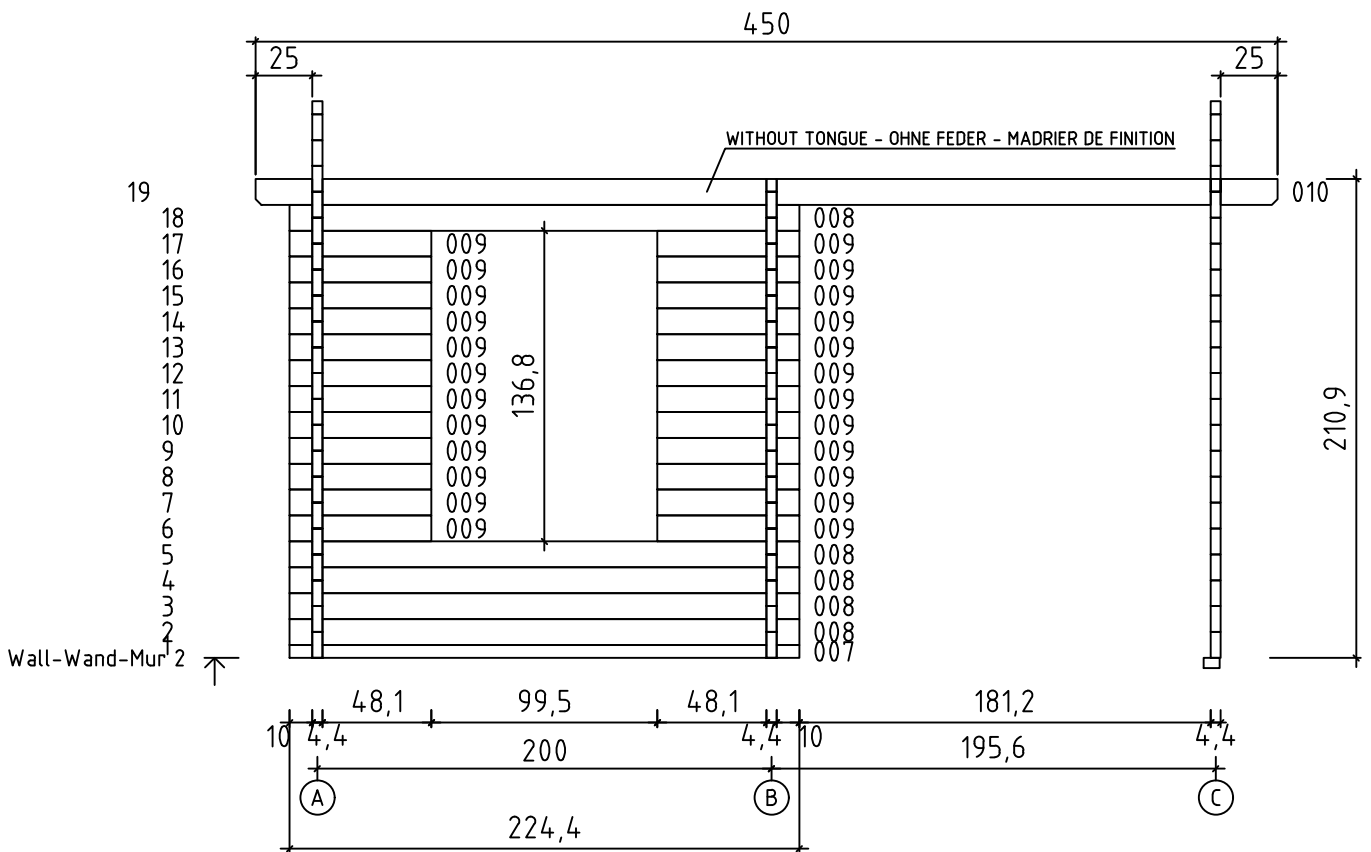
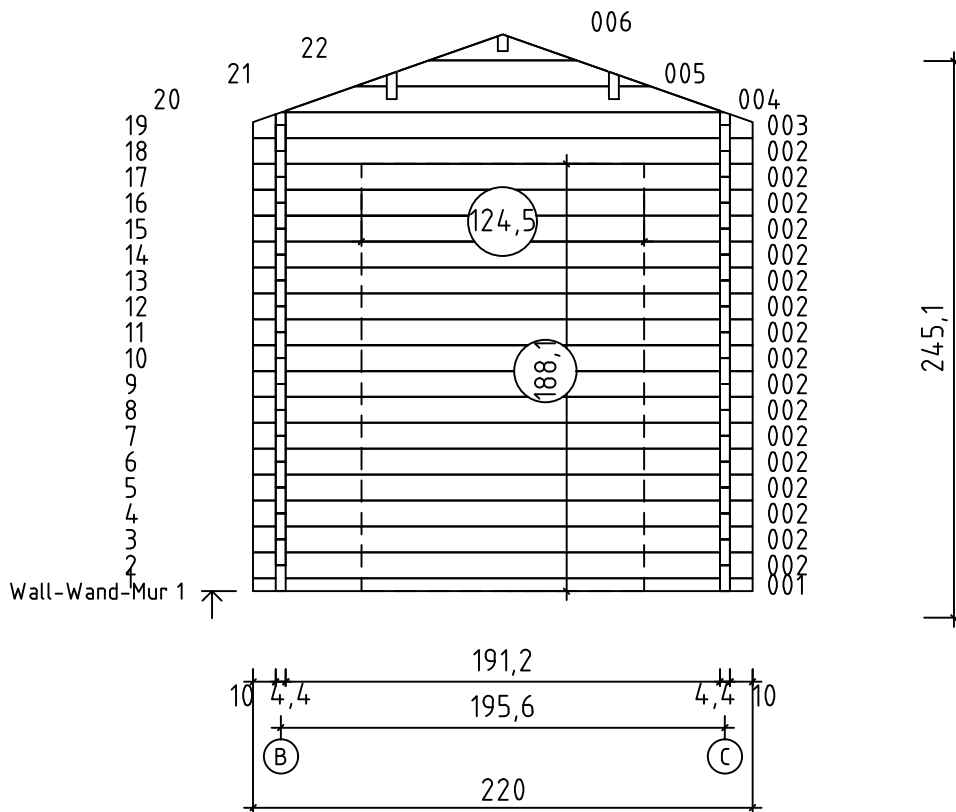
ROOF PLAN - DACH-PLAN - PLAN DU TOIT

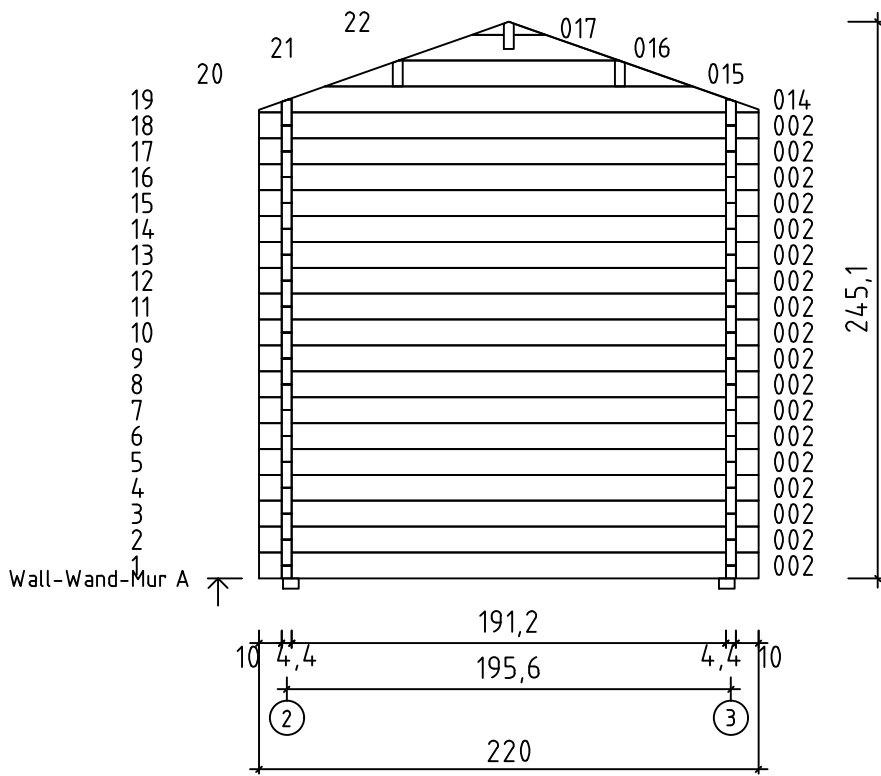



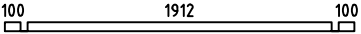
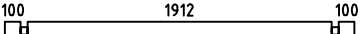
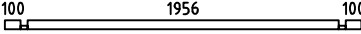
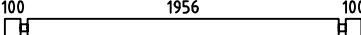

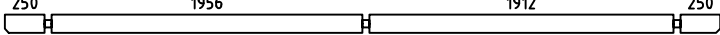
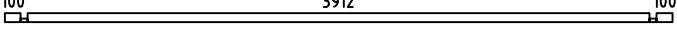

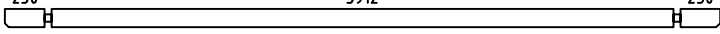



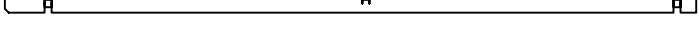

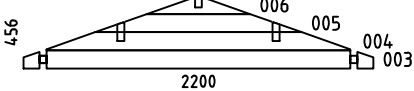
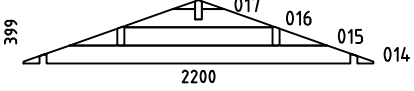
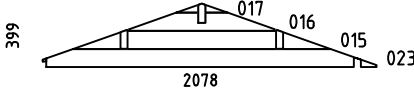

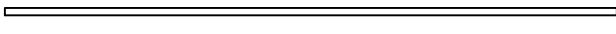
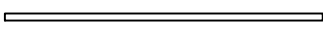
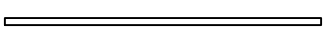

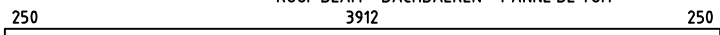
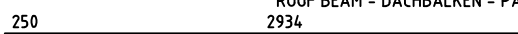
NB! Numbered roofboards are longer than necessary, please install them first and cut excess part of roofboards!

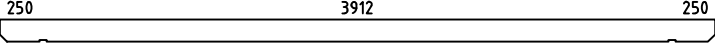
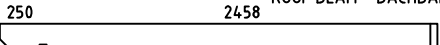
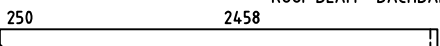

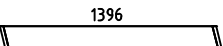



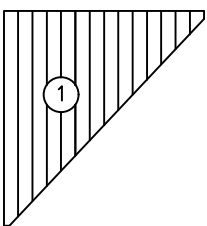
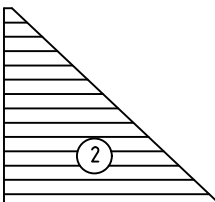











NB! Les voliges numérotées sont plus longues que nécessaires, merci de les installer au première et puis couper la partie excédentaire de la volige

NB! Achtung: Die nummerierten Dachbretter sind länger als nötig. Installieren Sie diese bitte zuerst und schneiden dann den überschüssigen Teil ab.


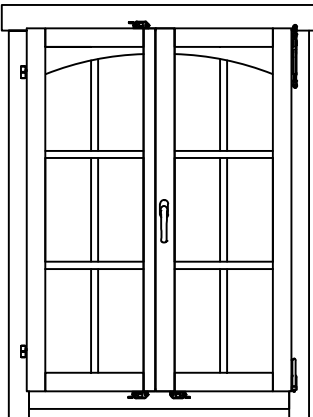
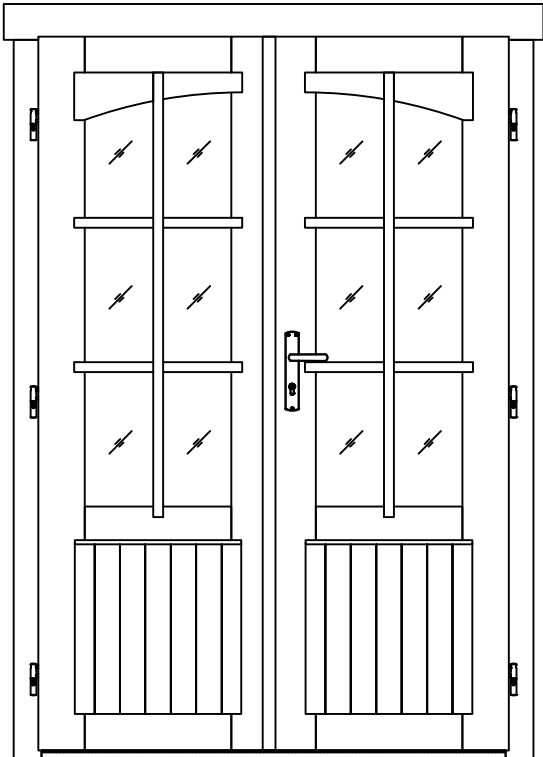




Pos	04.07.2016	Piece list - Stückliste - Liste des pièces Art.Nr. 4420102	8/11	Q	P (mm)	L (mm)
001				1	44x57	2200
002				35	44x114	2200
007				1	44x57	2244
008				10	44x114	2244
009				24	44x114	625
010				1	44x120	4500
011				1	44x57	4200
012				34	44x114	4200
013				1	44x120	4500
018				24	44x114	851
019				1	44x114	2394
020				1	44x63	2394
021				1	44x114	4350
022				1	44x63	2272
W1-1				1		
WA-1				1		
WC-1				1		
IAR3				1	70x45	3990
IAR4				5	70x45	3850
IAR2				1	70x45	2000
IAR1				1	70x45	1990
IAR5				4	70x45	1850
PR2				1	44x140	4500
PR1				1	44x140	3228

Pos	04.07.2016	Piece list - Stückliste - Liste des pièces Art.Nr. 4420102	9/11	Q	P (mm)	L (mm)
A-PR2		ROOF BEAM - DACHBALKEN - PANNE DE TOIT 3912 		1	44x140	4500
A-PR1		ROOF BEAM - DACHBALKEN - PANNE DE TOIT 2458 		2	44x140	2752
A-PR3		ROOF BEAM - DACHBALKEN - PANNE DE TOIT 2458 		1	44x140	2752
A-PR4		ROOF BEAM - DACHBALKEN - PANNE DE TOIT 458 250 		1	44x140	752
A-PR5		ROOF BEAM - DACHBALKEN - PANNE DE TOIT 1396 		2	44x140	1396
		FLOOR BOARDS - FUSSBODENBRETTER - LAME DE PLANCHER 		22	90x18	3908
		FLOOR BOARDS - FUSSBODENBRETTER - LAME DE PLANCHER 		22	90x18	1908
		ROOF BOARDS - DACHBRETTER - VOLIGES 		120	90x18	1300
		ROOF BOARDS - DACHBRETTER - VOLIGES 		2		
		ROOF BOARDS - DACHBRETTER - VOLIGES 		2		
		FLOOR FILLET - FUSSBODENLEISTE - CORNIERE DE FINITION DU PLANCHER 			18x18	15.63
		ROOFING FELT FILLET - DACHPAPPENLEISTE - BAGUETTE DE FIXATION DU FEUTRE BITUMEUX 		1	18x58	1350
		ROOFING FELT FILLET - DACHPAPPENLEISTE - BAGUETTE DE FIXATION DU FEUTRE BITUMEUX 		4	18x58	1350
TB-3		FASCIA BOARD - TRAUFBRETT - BANDEAU DE TOIT 		3	18x90	2050
TB-4		FASCIA BOARD - TRAUFBRETT - BANDEAU DE TOIT 		2	18x90	2250
DRV-3		ROOF EDGE REINFORCEMENT - DACHRANDVERSTÄRKUNG - CORNIERE DE RENFORT DE BORD DE TOIT 		3	28x34	2050
DRV-4		ROOF EDGE REINFORCEMENT - DACHRANDVERSTÄRKUNG - CORNIERE DE RENFORT DE BORD DE TOIT 		2	28x34	2250
		GABLE MOULDING - GIEBELLEISTE - PLANCHE DE RIVE 		6	18x120	1350
KFS-1		STORM PROTECTION - STURMLEISTE - LATTE ANTI-TEMPETE 		6	22x45	2050
FS		WINDOW HANDLE FITTINGS - FENSTERGRIFF - POIGNEE DE FENETRE 		2		
HS1		SCREW FOR GEORGIAN BARS - SCHRAUBE FÜR SPROSSEN - VIS DE BARRES GEORGIENNE 		30	2.5x20	

Pos	04.07.2016	Piece list - Stückliste - Liste des pièces Art.Nr. 4420102	10/11	Q	P (mm)	L (mm)
HS1	SCREW FOR GEORGIAN BARS - SCHRAUBE FÜR SPROSSEN - VIS DE BARRES GEORGIENNE		18	2.5x20		
HS8	SCREW FOR GABLE SEGMENT - SCHRAUBEN FÜR DECKBLATT - VIS POUR FIXATION LOSANGE DE FINITION		6	3.5x35		
HS9	SCREW FOR GABLE MOULDING - SCHRAUBEN FÜR GIEBELLEISTE - VIS POUR FIXATION PLANCHE DE RIVE		36	3.5x50		
HS4	SCREW FOR DOOR FILLET - SCHRAUBE ZUR BEFESTIGUNG TÜRLEISTE - VIS POUR FIXATION BAGUETTE D'ARRET DE PORTE		5	3x30		
HS12	SCREW FOR FASCIA BOARDS - SCHRAUBEN FÜR TRAUFBRETT - VIS POUR FIXATION BANDEAU DE TOIT		25	4x40		
HS12	SCREW FOR ROOF EDGE REINFORCEMENT - SCHRAUBEN FÜR DACHRANDVERSTÄRKUNG - VIS POUR FIXATION CORNIERE RENFORT DE BORD DE TOIT		25	4x40		
HS18	SCREW FOR FOUNDATION - SCHRAUBEN ZUR BEFESTIGUNG FUNDAMENT - VIS DE FIXATIONS DES POUTRELLES DE FONDATIONS		19	5x120		
HS18	SCREW FOR ROOF BEAMS - SCHRAUBEN FÜR DACHBALKEN - VIS POUR FIXATION PANNES DE TOIT		37	5x120		
HS16	SCREW FOR 1. WALL BEAM - SCHRAUBE FÜR 1. BOHLENREIHE - VIS DE FIXATIONS 1ere RANGÉE DE MADRIERS AVEC POUTRELLES DE FONDATIONS		8	5x90		
HS16	SCREW FOR DOOR JAMB - SCHRAUBE FÜR TÜRRAHMEN - VIS DE FIXATION PARTIE HAUTE AVEC MONTANTS DU CADRE DE PORTE		4	5x90		
HS25	SCREW FOR DOORSTEP - SCHRAUBEN FÜR SWELLE - VIS POUR FIXATION BARRE DE SEUIL		3	4.5x65		
NF2	ZN NAIL FOR FLOOR FILLET - ZN NÄGEL FÜR FUSSBODENLEISTE - POINTE POUR CORNIERE DE FINITION DU PLANCHER		33	1.4x40		
SH44	HAMMER BLOCK - SCHLAGHOLZ - CALLE DE FRAPPE		1			
SFS	NUT FOR STORM PROTECTION - SCHRAUBENMUTTER FÜR STURMLEISTE - ECROU POUR LATTE ANTI-TEMPETE		12			
NF4	ZN NAIL FOR ROOF - ZN NÄGEL FÜR DACHBRETTER - POINTE POUR FIXATION VOLIGES DE TOIT		528	2x50		
NF4	ZN NAIL FOR FLOOR - ZN NÄGEL FÜR FUSSBODENBRETTER - CLOUS POUR PLANCHER		207	2x50		
NF5	ZN NAIL FOR ROOFING FELT FILLET - ZN NÄGEL FÜR DACHPAPPENLEISTE - POINTE POUR BAGUETTE DE FIXATION FEUTRE BITUMEUX		24	2x40		
BFS	BOLT FOR STORM PROTECTION - BOLZEN FÜR STURMLEISTE - BOULON POUR LATTE ANTI-TEMPETE		12			
	MALE BOLT HINGE FOR DOOR - TÜRRIEGEL - PARTIE MALE DE PAUMELLE DE PORTE		6			
GS	GABLE SEGMENT - DECKBLATT - LOSANGE DE FINITION		3			
DFS	WASHER FOR STORM PROTECTION - DICHTSCHEIBE FÜR STURMLEISTE - RONDELLE POUR LATTE ANTI-TEMPETE		12			
TL4	DOOR HANDLE FITTINGS - TÜRGRIF - POIGNEE DE PORTE		1			
TL5	SET OF DOOR LOCK COVERS - SCHLOSSBLENDEN - SET DE GARNITURES DE PORTE		1			
	CYLINDER LOCK - ZYLINDERSCHLOSS - BARILLET DE PORTE		1	30x35		

Pos	04.07.2016 Piece list - Stückliste - Liste des pièces Art.Nr. 4420102	11/11	Q	P (mm)	L (mm)
	<p>WINDOW - FENSTER - FENETRE 533x1336 AK.1.106.PSP. Kg DGP+A+</p> 	1			
	<p>WINDOW - FENSTER - FENETRE 985x1336 TAK.1.106.PSP.Kf DGP+A+</p> 	1			
	<p>DOOR - TÜR - PORTE 1244x1850 TUK.2.066.PVP. MMKWe DGP+A+</p> 	1			